

CRVT

Diffusore a geometria variabile con attuatore termostatico



Diffusione

Comfort ad alta
efficienza energetica



Prodotto

CRVT

Impiego

A canale, a soffitto o a plenum
Altezza di installazione: 3,5-26 m

Costruzione

Campana in alluminio e alette in acciaio
Finitura: vernice a polveri epossidiche colore bianco
RAL 9010

CAPITOLATO

Diffusore a geometria variabile con attuatore termostatico.

La regolazione delle pale del diffusore è automatica, senza l'ausilio di alimentazione elettrica, mediante un attuatore termostatico costituito da speciali materiali a memoria di forma in Nichel-Titanio. Il CRVT ha il vantaggio di non richiedere nessuna prerogolazione iniziale

FUNZIONAMENTO

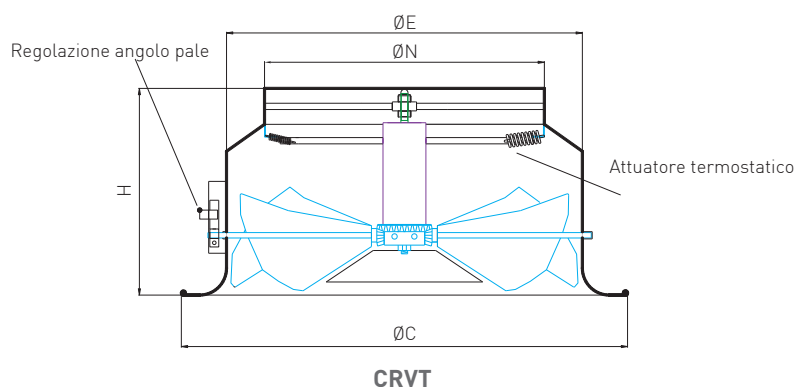
Regolazione dell'angolo di deflessione mediante battute di arresto meccaniche coadiuvate da una scala graduata colorata. Quando l'aria immessa è calda (riscaldamento) l'attuatore sposterà il flusso verso il basso, quando l'aria immessa è fredda (raffreddamento) sposterà il flusso in orizzontale, in accordo con l'angolo di deflessione precedentemente preimpostato

TEMPERATURA DI UTILIZZO

Range di temperatura 15-40°C

DIMENSIONALI

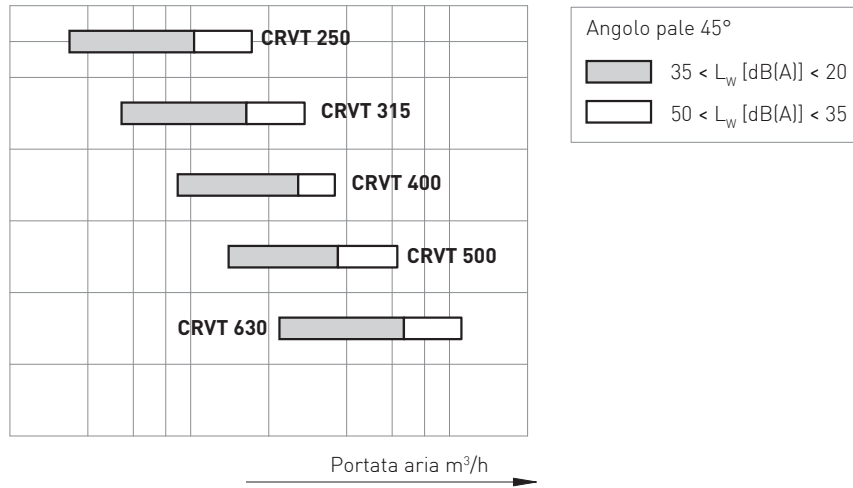
CRVT Modello	Ø N mm	Ø C mm	Ø E mm	Ø H mm
200	198	350	248	180
250	248	400	298	205
315	313	500	398	230
400	398	615	465	270
500	498	780	565	320
630	628	935	665	390



CRVT

Diffusore a geometria variabile con attuatore termostatico

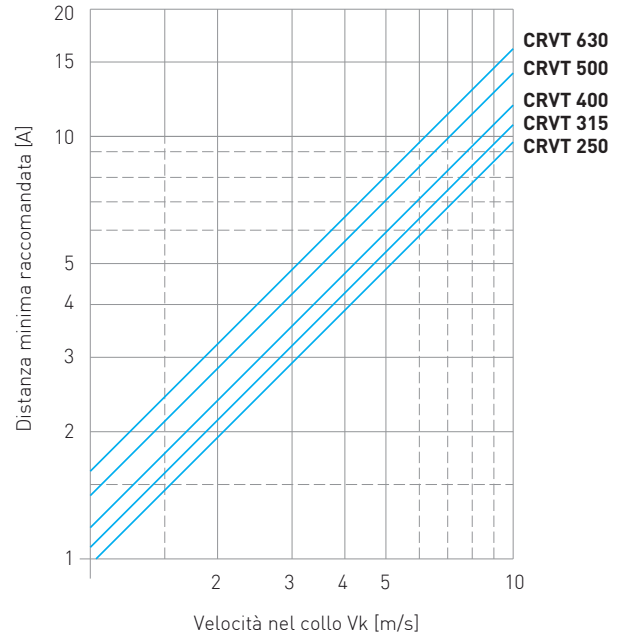
DIAGRAMMA DI SELEZIONE RAPIDA LIVELLO DI POTENZA SONORA E PORTATA



ALTEZZA DI MONTAGGIO NOMINALE

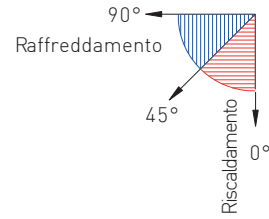
	Altezza di montaggio H in m	
	2,5	4,5
CRVT 250	3,0	5,3
CRVT 315	3,3	6,0
CRVT 400	4,3	7,5
CRVT 500	5,5	16,0
CRVT 600	4,3	26,0

DISTANZA MINIMA [A]

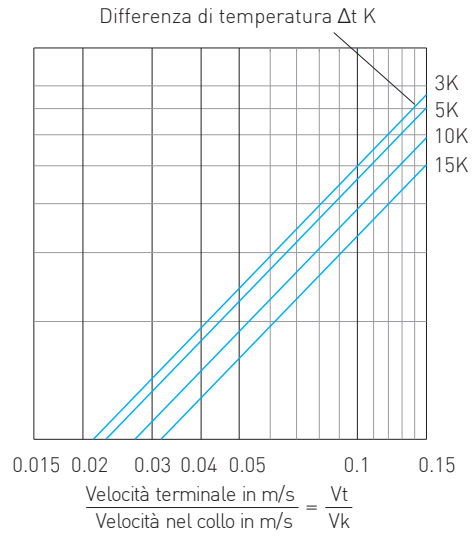
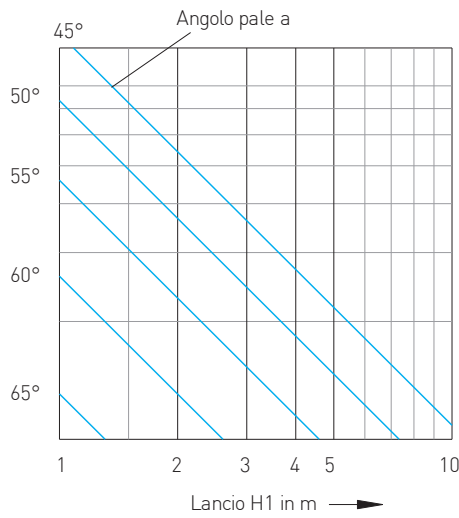




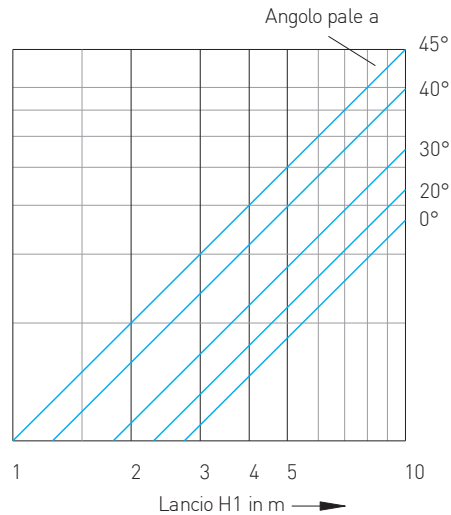
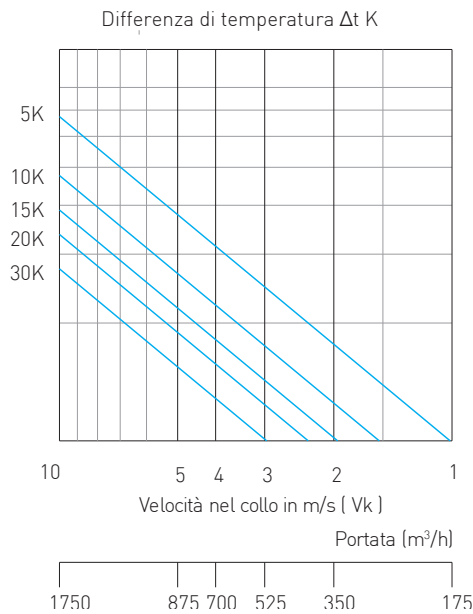
SCELTA ANGOLO PALE CRVT 250



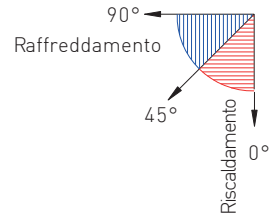
RAFFREDDAMENTO



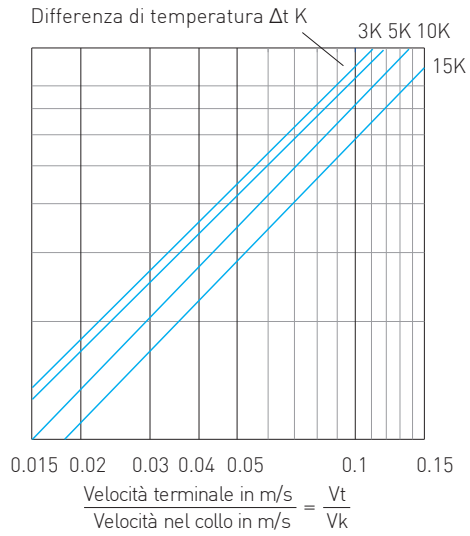
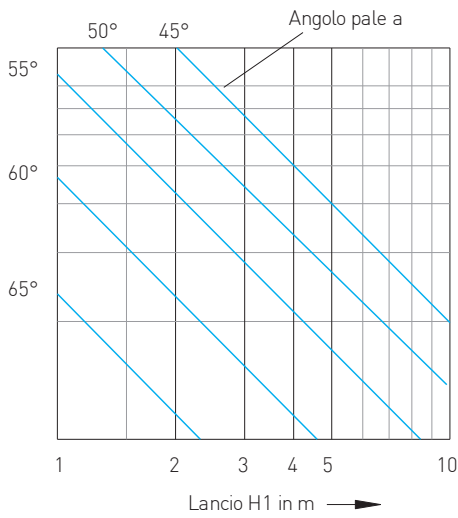
RISCALDAMENTO



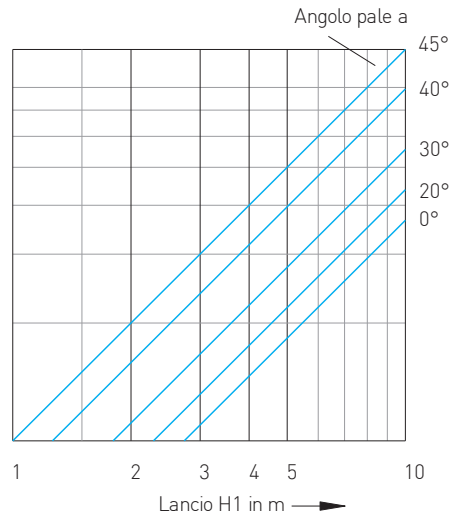
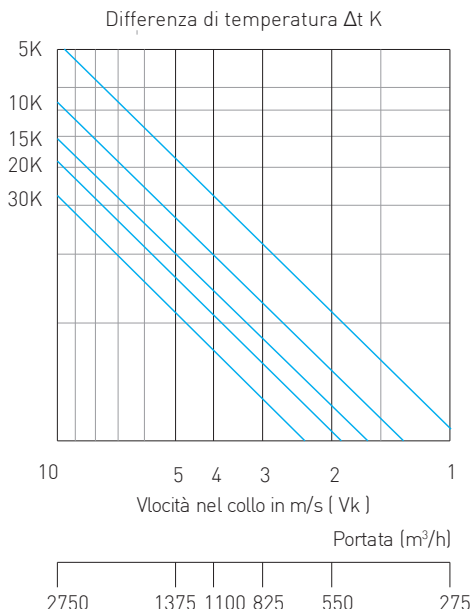
SCELTA ANGOLO PALE CRVT 315



RAFFREDDAMENTO

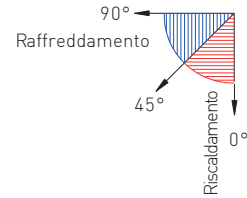


RISCALDAMENTO

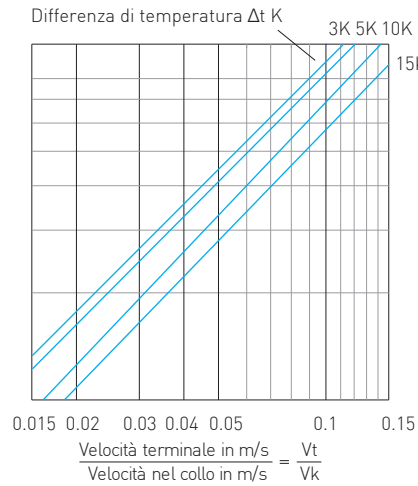
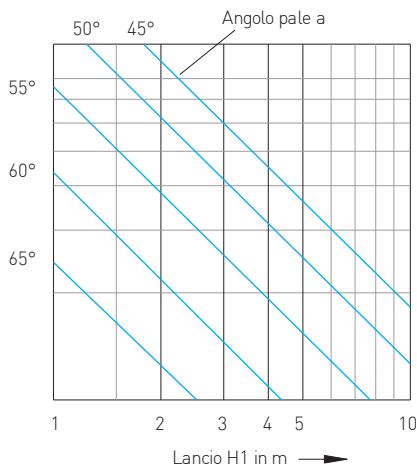




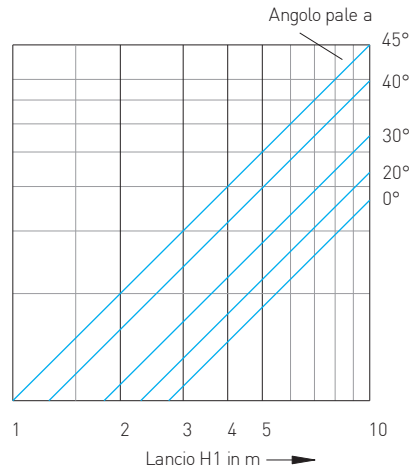
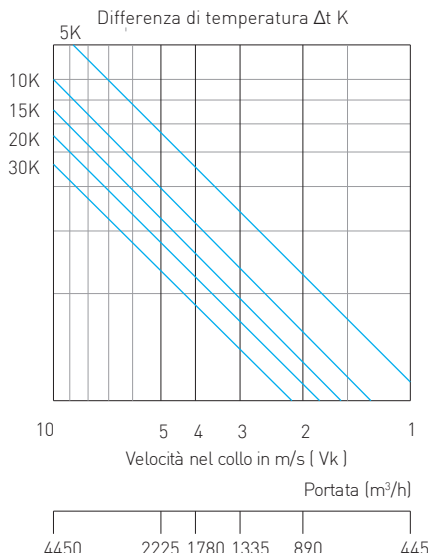
SCELTA ANGOLO PALE CRVT 400



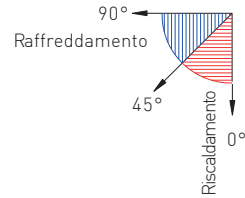
RAFFREDDAMENTO



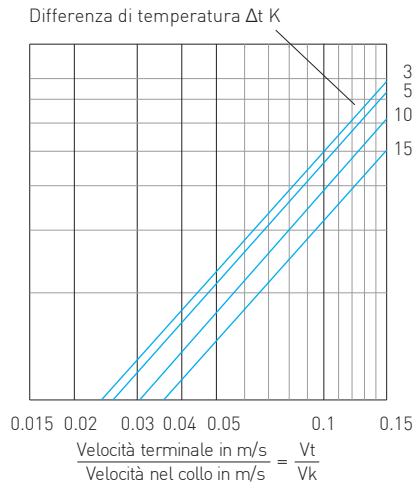
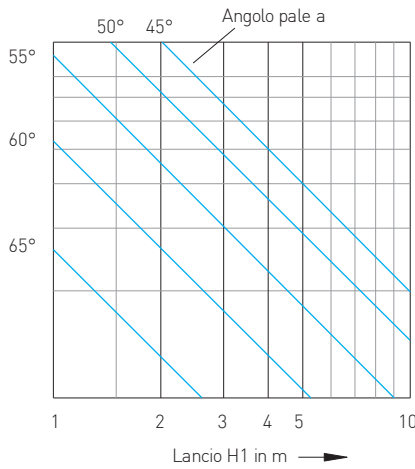
RISCALDAMENTO



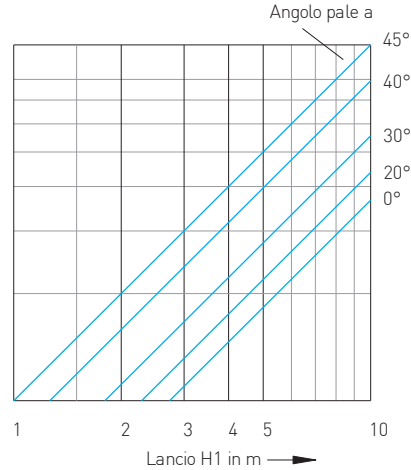
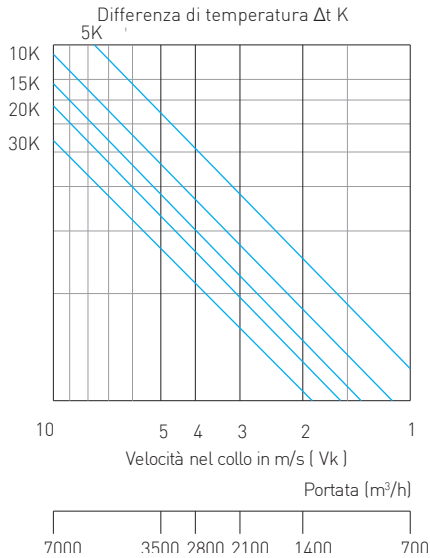
SCELTA ANGOLO PALE CRVT 500



RAFFREDDAMENTO

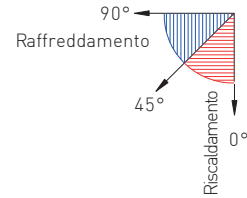


RISCALDAMENTO

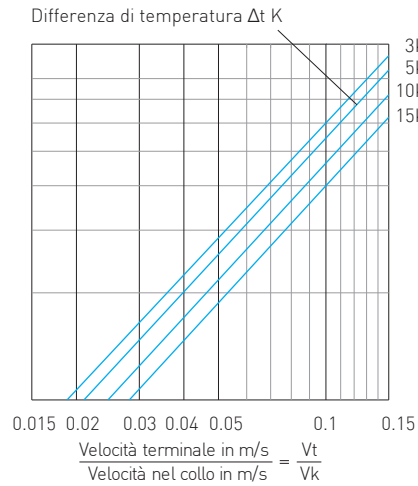
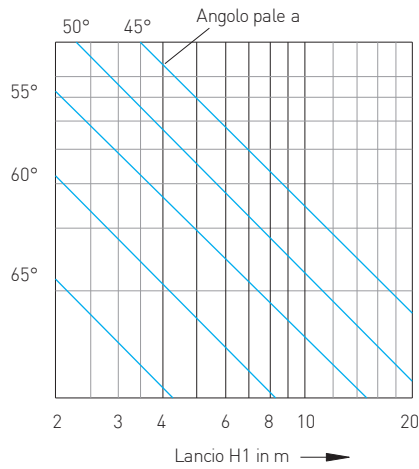




SCELTA ANGOLO PALE CRVT 630



RAFFREDDAMENTO



RISCALDAMENTO

